

BLASTCOOL®
ULTIMATE COOLING

Extremis®

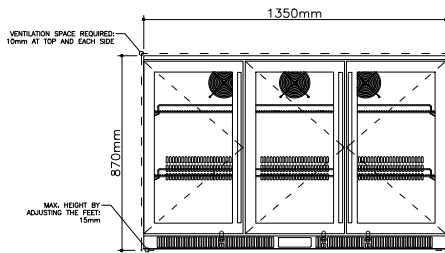
870mm high cabinets

Product Code

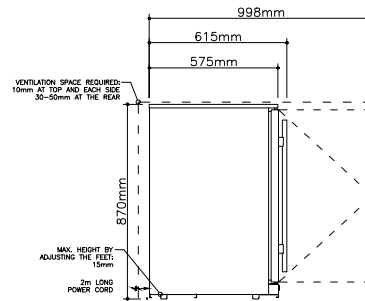
Description

XP3+870

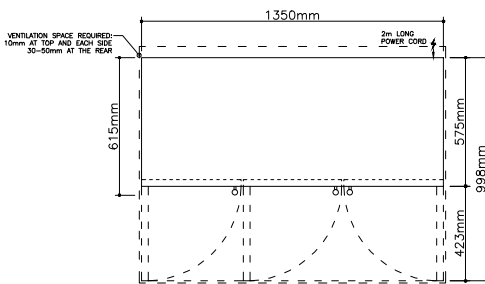
Triple hinged, glass door, outdoor cooler



Front elevation



Side elevation



Floor plan

External Dimensions

XP3

Height (mm)	870
Width (mm)	1350
Depth (mm)	575
Depth including handle (mm)	615

Ventilation Space Required

(in addition to measurements above)

Top (mm)	10
Each side (mm)	10
Rear (mm)	30-50

Electrical Specifications

Rated Voltage (Volts)	220-240
Frequency (Hertz)	50 / 60
Rated Input Power (Watts)	275
Rated Current (Amps)	2.00
Power cable length (metres)	2.00

Weight and Capacity

Net Weight (kgs)	109
Gross Capacity (Litres)	388

Refrigerant Gas

R600a

Noise Level

Outdoor Setting (Db)	49
Indoor (Air Conditioned) Setting (Db)	42

Environmental Specifications

Minimum Rated Ambient Conditions* (C)	-25
Maximum Rated Ambient Conditions (C)	+43
Ingress Protection Rating (IP)	24

Stainless Steel Grade

Exterior Panels	316
Interior Panels	304

*Cooler must be empty so as not to freeze contents

Important Notes to Designers in respect of Location (all models):

Please ensure that there is minimum ventilation space of at least 10mm at the sides and top of the cabinet. At the rear, 30-50mm is preferred.

There is a cool air inlet at the rear, the function of which is to provide cool air to the refrigeration system in addition to the cool air which is sucked in via the front grille. Please ensure that any appliances that are located either side, or possibly back-to-back, cannot exhaust their hot air into the cool air inlet of the Outdoor refrigerator. For example, the hot air from a BBQ, or the hot air from an ice-making machine. If this is the required arrangement, the problem can be solved by suitable compartmentalisation of the various appliances such that they do not cross-contaminate each other with their hot exhaust air.

Please do not situate in direct sunlight. The location should be shaded.

Please ensure that the front ventilation grille is completely unobstructed. There must be no barrier between the front grille and the open air. A décor panel would be an example of an obstruction, even if it were to have vent slots.

Please ensure that the mains power socket has an IP rating sufficient to comply with local electrical regulations for the installation of outdoor appliances. It is essential to have an RCD (Residual Current Device) installed within the electrical plan. A qualified electrician must be consulted to ensure that the installation is safe and in full compliance with the local electrical code.